



INSTRUCTIONS D'ASSEMBLAGE
ASSEMBLY INSTRUCTIONS

MONARCH
SPECIALTIES INC.

I 3397

TABLE CONSOLE -
42" L / NICKEL NOIR / DESSUS MIROIR

CONSOLE TABLE -
42" L / BLACK NICKEL METAL / MIRROR TOP

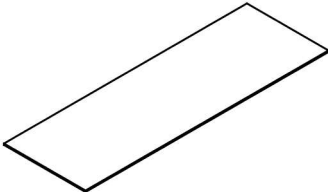


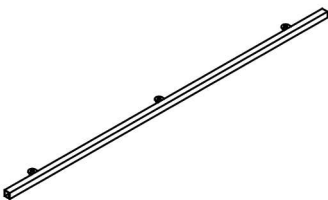
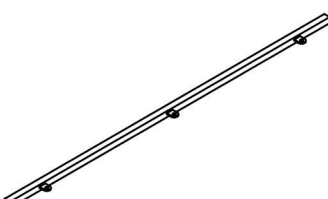


**POUR DE L'ASSISTANCE OU POUR COMMANDER
DES PIÈCES CONTACTEZ NOTRE DÉPARTEMENT
DE SERVICE À LA CLIENTÈLE.**

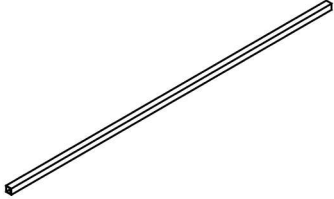


**FOR ASSISTANCE OR TO ORDER PARTS
CONTACT OUR CUSTOMER SERVICE DEPARTMENT**

WWW.MONARCHSERVICE.COM

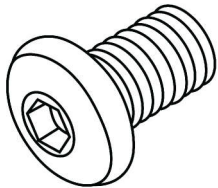


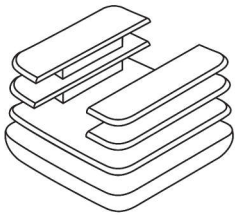
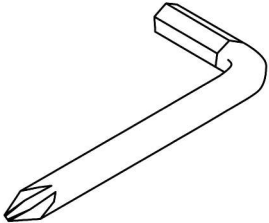
LISTE DES PIÈCES
PARTS LIST

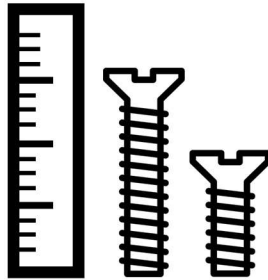
PIÈCE / PART #	IMAGE	DESCRIPTION	QTY / QTÉ
1		MIRROR TOP MIRROR TOP	1
2		METAL LEG PATTE EN METAL	1
3		METAL LEG PATTE EN METAL	1
4		CROSSBAR BARRE TRANSVERSALE	1
5		CROSSBAR BARRE TRANSVERSALE	1

LISTE DES PIÈCES
PARTS LIST

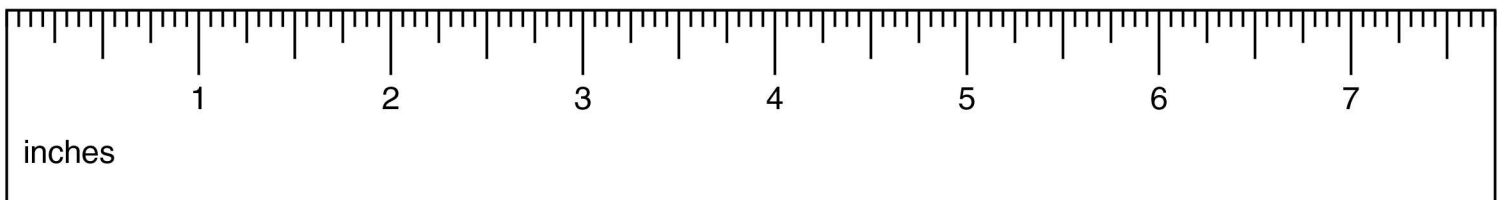
PIÈCE / PART #	IMAGE	DESCRIPTION	QTY / QTÉ
6		CROSSBAR BARRE TRANSVERSALE	1
7		CROSSBAR BARRE TRANSVERSALE	1
8		SUPPORT BAR BARRE DE SOUTIEN	2

LISTE DES PIÈCES DE MONTAGE
HARDWARE LIST

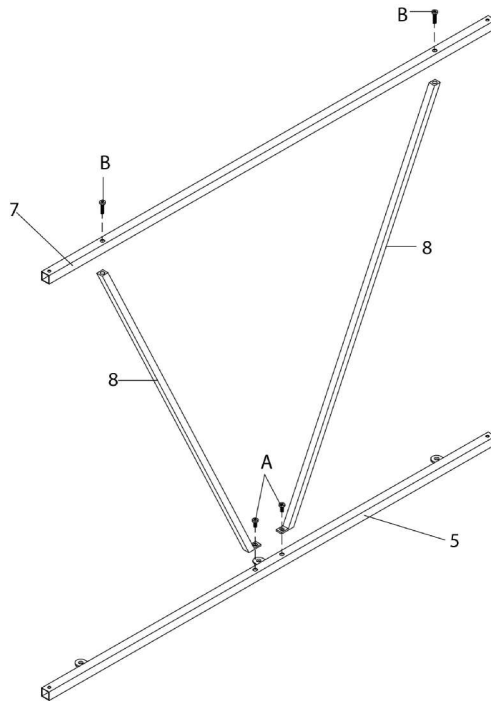
PIÈCE / PART #	IMAGE	DESCRIPTION	QTY / QTÉ
A		ASSEMBLING BOLT - Ø1/4" X 1/2" BOULON D'ASSEMBLAGE - Ø1/4" X 1/2"	10
B		ASSEMBLING BOLT - Ø1/4" X 1" BOULON D'ASSEMBLAGE - Ø1/4" X 1"	2
C		ASSEMBLING SCREW - Ø1/2" X 3/8" VIS D'ASSEMBLAGE - Ø1/2" X 3/8"	6
D		FLOOR PROTECTOR - 3/4" X 3/4" PROTECTEUR DE PLANCHER - 3/4" X 3/4"	4
E		HEX KEY CLÉ HEXAGONALE	1



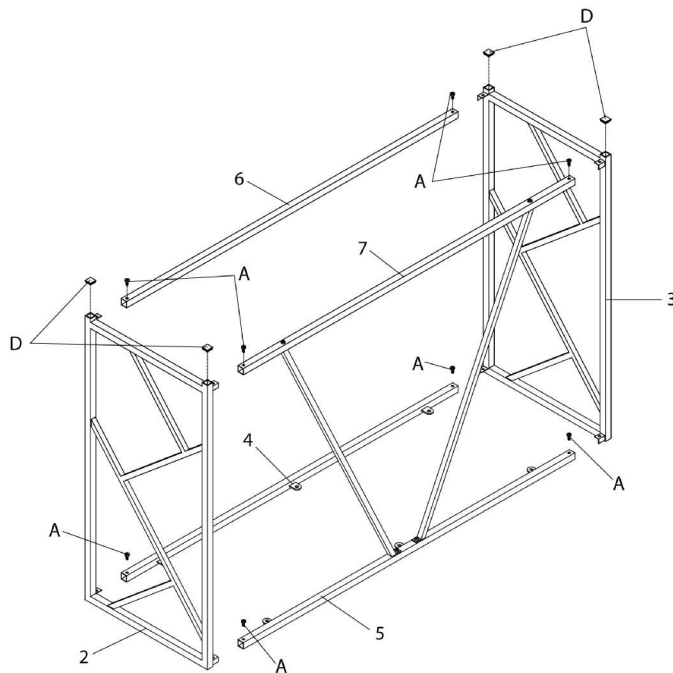
OUTIL DE VÉRIFICATION DE DIMENSIONS DES PIÈCES
HARDWARE DIMENSIONS VERIFICATION TOOL



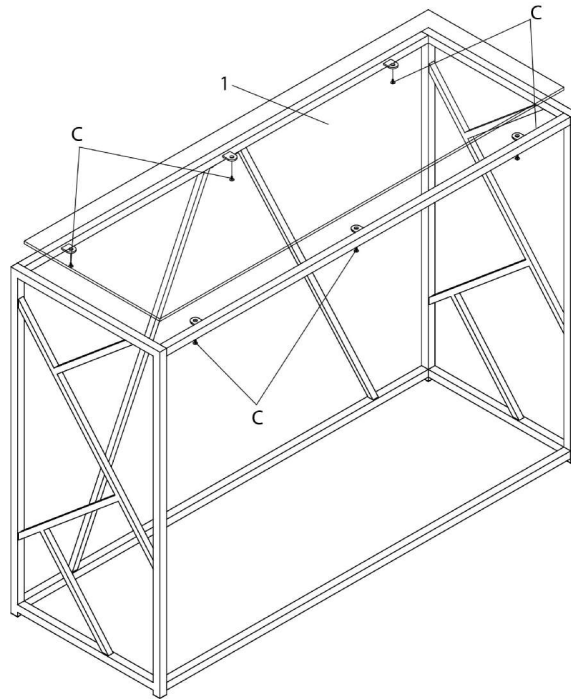
ÉTAPE / STEP 1



ÉTAPE / STEP 2



ÉTAPE / STEP 3



ÉTAPE / STEP 4

